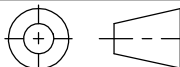

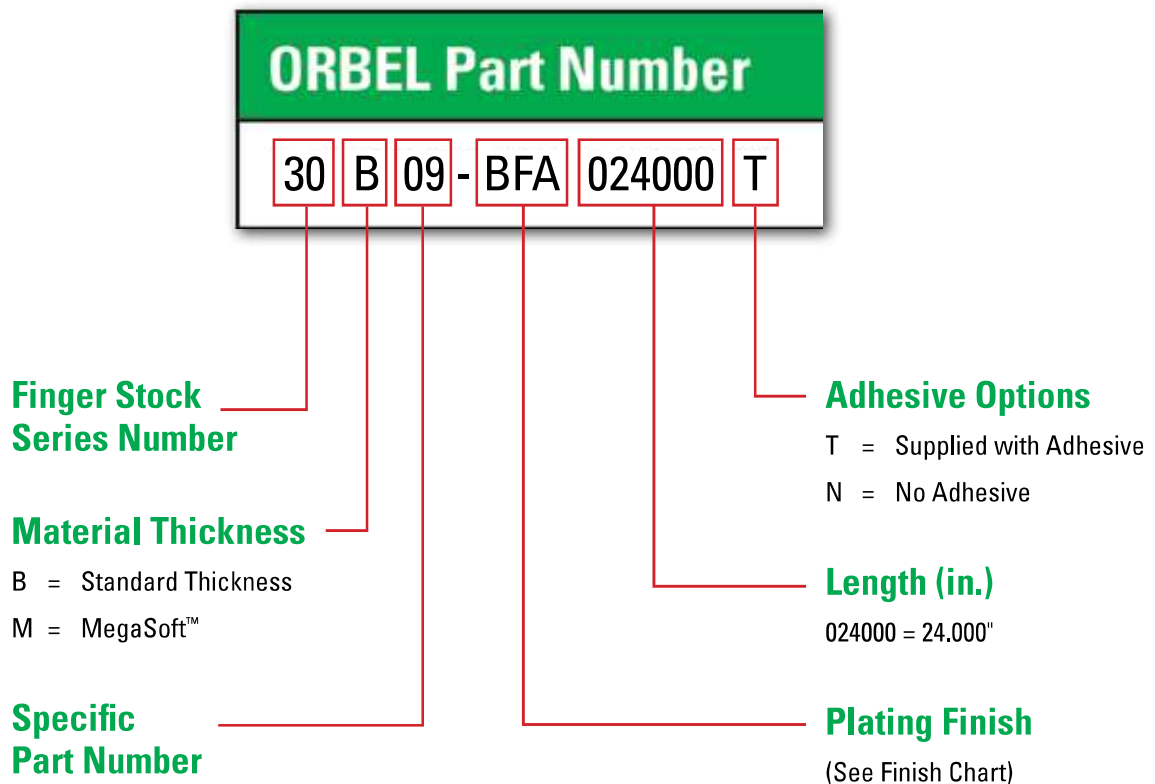


RoHS Compliant		DIMENSIONS ARE IN INCHES [MILLIMETERS]		NAME		DATE	
THIRD ANGLE PROJECTION 		TOLERANCES: FRACTIONAL ± ANGULAR: MACH ± 3 Degrees TWO PLACE DECIMAL ± .015 [.381] THREE PLACE DECIMAL ± .010 [.254]		DRAWN		11/5/2014	
DO NOT SCALE DRAWING				CHECKED			
PROPRIETARY AND CONFIDENTIAL THE INFORMATION CONTAINED IN THIS DRAWING IS THE SOLE PROPERTY OF ORBEL CORPORATION. ANY REPRODUCTION IN PART OR AS A WHOLE WITHOUT THE WRITTEN PERMISSION OF ORBEL CORPORATION IS PROHIBITED.		MATERIAL: .002" [.051] BeCu ALLOY 25, 1/2 HARD		MFG APPR.			
		FINISH:		Q.A.			
		WEIGHT: 0.117oz. [3.307g]		COMMENTS:			
				SCALE: 2:1		CAGE CODE: 57DU2	
				SIZE DWG NO. A 24M09-BFA016000T		REV. 01	
				SHEET 1 OF 1			

HOW TO ORDER FINGER-STOCK GASKETS

The chart below is an easy-to-use reference on how Orbel finger-stock gasket part numbers are created and used to order standard and custom gaskets. Custom configurations that fall outside of our standard gasket styles are also available.

Sample Part Number: 30B09-BFA024000T



PLATING FINISHES			
Finish Type	Finish Code	Finish Type	Finish Code
SILVER	AGA	NICKEL, ELECTROLESS	NIP
GOLD .000050" MIN	AUA	TIN/LEAD 90/10, MATTE	PBA
GOLD .000050" MIN with NICKEL FLASH UNDERPLATE	AUK	TIN/LEAD 60/40, MATTE	PBB
BRIGHT FINISH, UNPLATED	BFA	TIN/LEAD 90/10, BRIGHT	PBC
BRIGHT FINISH, SOLDERABLE	BFS	TIN/LEAD 60/40, BRIGHT	PBD
CADMIUM + CLEAR CHROMATE	CDA	TIN, BRIGHT	SNA
CADMIUM + YELLOW CHROMATE	CDB	TIN, MATTE	SNB
NICKEL, BRIGHT	NIA	ZINC + CLEAR CHROMATE	ZNA
NICKEL, MATTE OR SULFAMATE NICKEL	NIB	ZINC + YELLOW CHROMATE	ZNB

All plating thicknesses are .0001" min. except where noted.